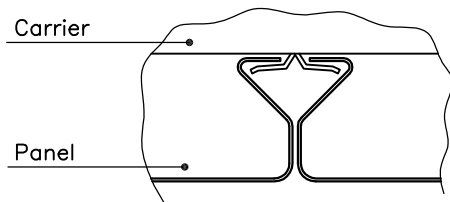
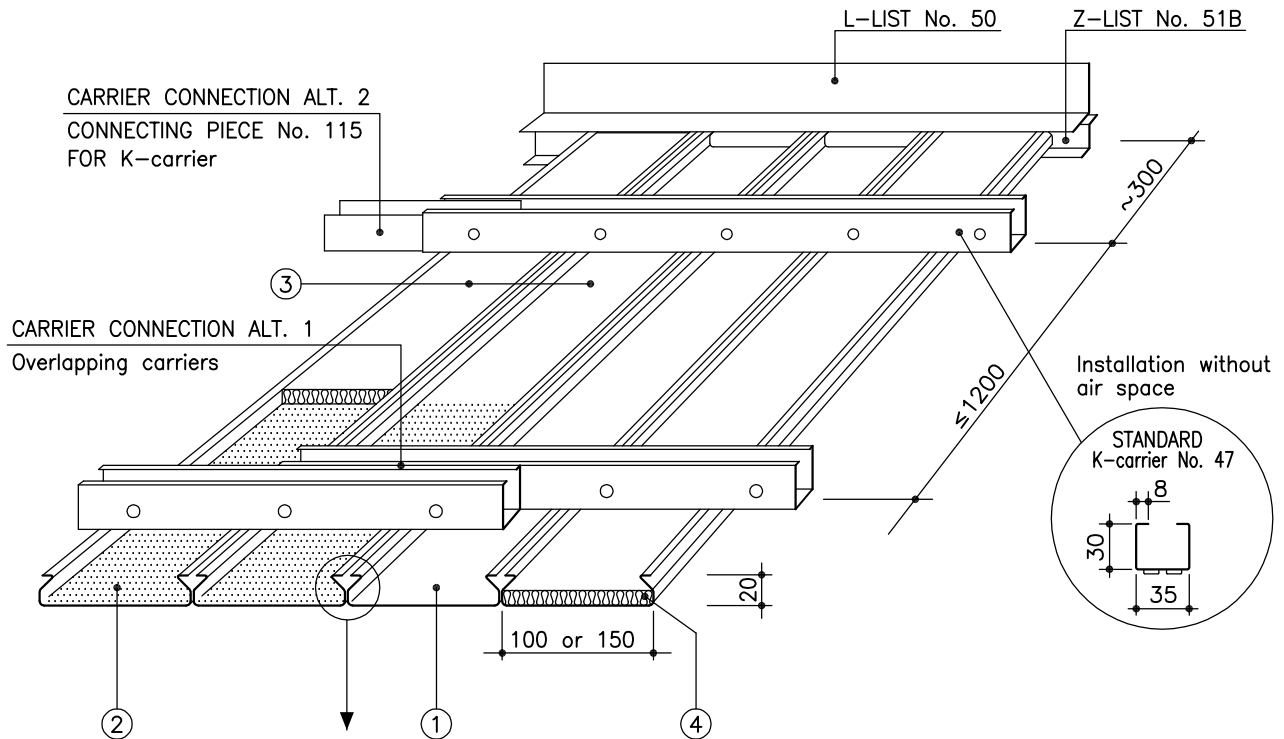


MARINE PANEL LAUTEX KS-100 AND -150



- ① = KS; unperforated without acoustic inlay
- ② = KSR; perforated on the bottom
- ③ = KSRT; perforated with acoustic inlay
- ④ = KST; unperforated with mineral wool in plastic

THE HOLE SIZE OF THE PERFORATION MUST BE SPECIFIED

KS-100 AND KS-150 PANELS / CLASSIFICATION "C"

Material	0.5 Al 0.5 Fe	0.5 Al 0.7 Al 0.5 Fe
Width	100 mm	150 mm
Height	20 mm	
Length	max 6500 mm	
Perforation	Ø 2.0 mm, other alternatives see page 6/12	
Inlay	mineral wool in plastic or acoustic felt	
Finish	stove enamelled (or anodized) according to LTX-colour card or any other well-known colour charts	
Ventilation	installation with air space 5 or 10 mm, also according to order, min. 4 mm (see overleaf)	
Protective film	the surface is provided with a protective film if required	
Service hatch	see page 2	
Loudspeaker panel	see page 2	
Downlight unit	see page 2	
Suspension	see "Suspension systems for panels"	
Edge lists	see "Lists for panels"	
Other special solutions	please contact our technical information department	

Latest information: www.lautex.com

All products are subject to modifications without prior notice 2006



OY LAUTEX AB

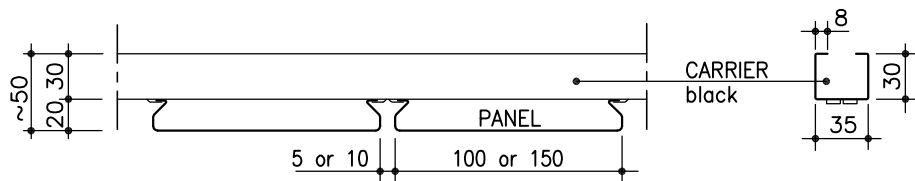
P.O. Box 58 FIN-03101 Nummela Finland
Tel +358 (0)9 224 8810 Fax +358 (0)9 222 5447
E-mail: sales@lautex.com www.lautex.com



MARINE PANEL LAUTEX KS-100 AND -150

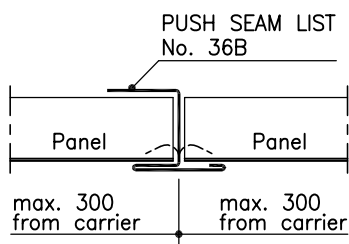
INSTALLATION DETAILS AND ACCESSORIES

INSTALLATION WITH AIR SPACE 5 AND 10 MM (ALSO ACCORDING TO ORDER; MIN. 4 MM)

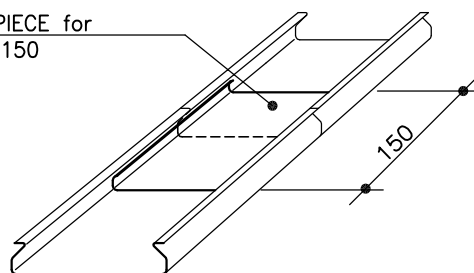


CARRIER No.	PANEL'S WIDTH	c/c
45A	100	105
45B	100	110
45C	150	155
45D	150	160
45X	100	X
45X	150	X

SOLUTIONS OF PANEL CONNECTION

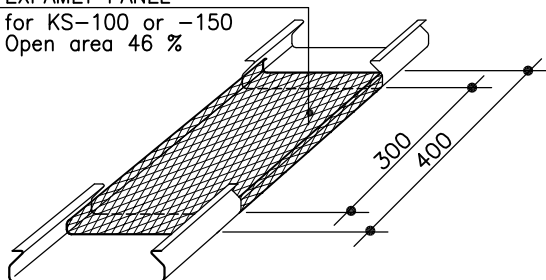


CONNECTING PIECE for KS-100 or -150



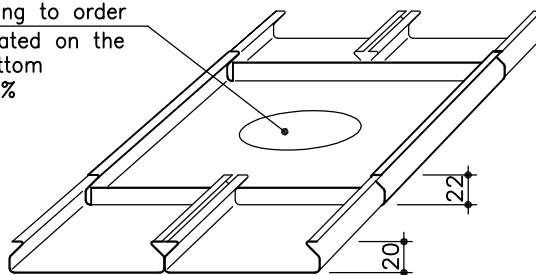
LOUDSPEAKER PANEL

EXPAMET PANEL
for KS-100 or -150
Open area 46 %



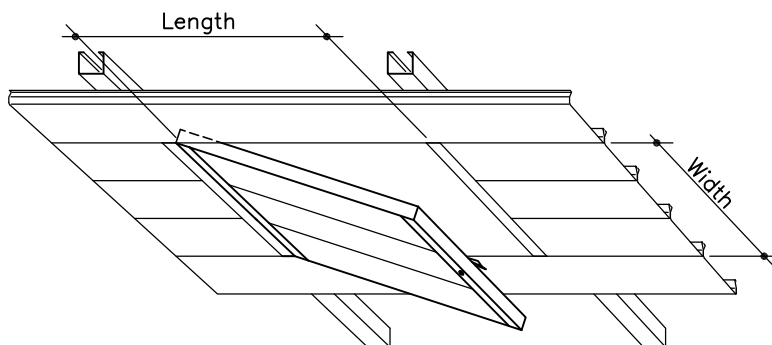
DOWNLIGHT OR LOUDSPEAKER PANEL

∅ According to order
or perforated on the
whole bottom
∅3.5/25 %



SERVICE HATCH

SERVICE HATCH No.	LENGTH x WIDTH (opening in the ceiling)
81A	300 x 300
81B	450 x 300
81C	450 x 450
81D	according to order



THEORETICAL NEED OF SUSPENSION STRUCTURES

Product	Need of material
Carrier No. 45, 47	1.2 - 1.6 m/m ²
Carrier lock	1 pcs / carrier meter
L-list No. 50	0.8 - 1.4 m/m ²
Z-list No. 51B	0.8 - 1.4 m/m ²

WEIGHT OF PANELS KG / M²

	KS-100		KS-150		
Material	0.5 Al	0.5 Fe	0.5 Al	0.7 Al	0.5 Fe
Weight	2.03	6.00	1.80	2.52	5.33

WEIGHT OF OTHER CEILING MATERIALS

Product	Weight of material
Mineral wool in plastic	0.52 kg/m ²
Carrier No. 45 or 47	0.83 kg/m
Carrier lock	0.08 kg/pcs
L-list No. 50 (1.0 Al)	0.21 kg/m
Z-list No. 51B (1.0 Al)	0.15 kg/m

Latest information: www.lautex.com

All products are subject to modifications without prior notice 2006



OY LAUTEX AB

P.O. Box 58 FIN-03101 Nummela Finland
Tel +358 (0)9 224 8810 Fax +358 (0)9 222 5447
E-mail: sales@lautex.com www.lautex.com

